



Priced From

**\$609,900****6 Elevations Available**

-  2,690+ Sq. Ft.
-  4 Bedrooms
-  2.5 Bathrooms
-  2 Car Garage

This inviting floor plan incorporates 4 bedrooms, 2.5 baths, and details that contribute to living large and happy. The added ingredient of large windows— from every side as well as above—creates sun-drenched spaces wherever you go.

Let's start with flexibility. The open concept of the main floor gives you limitless ways to design your interior. The Cambridge includes a flex room off the foyer, with an angled entry that offers more privacy from the comings and goings—perfect if you decide to use the room as a home office.

Across from the flex room is the formal dining room, a space that is experiencing more demand as families want more togetherness at mealtime. The formal dining room connects with the kitchen through a nook that can be converted to a butler's pantry. Add cabinets for storage and maybe a sink for stacking and clean-up when entertaining.

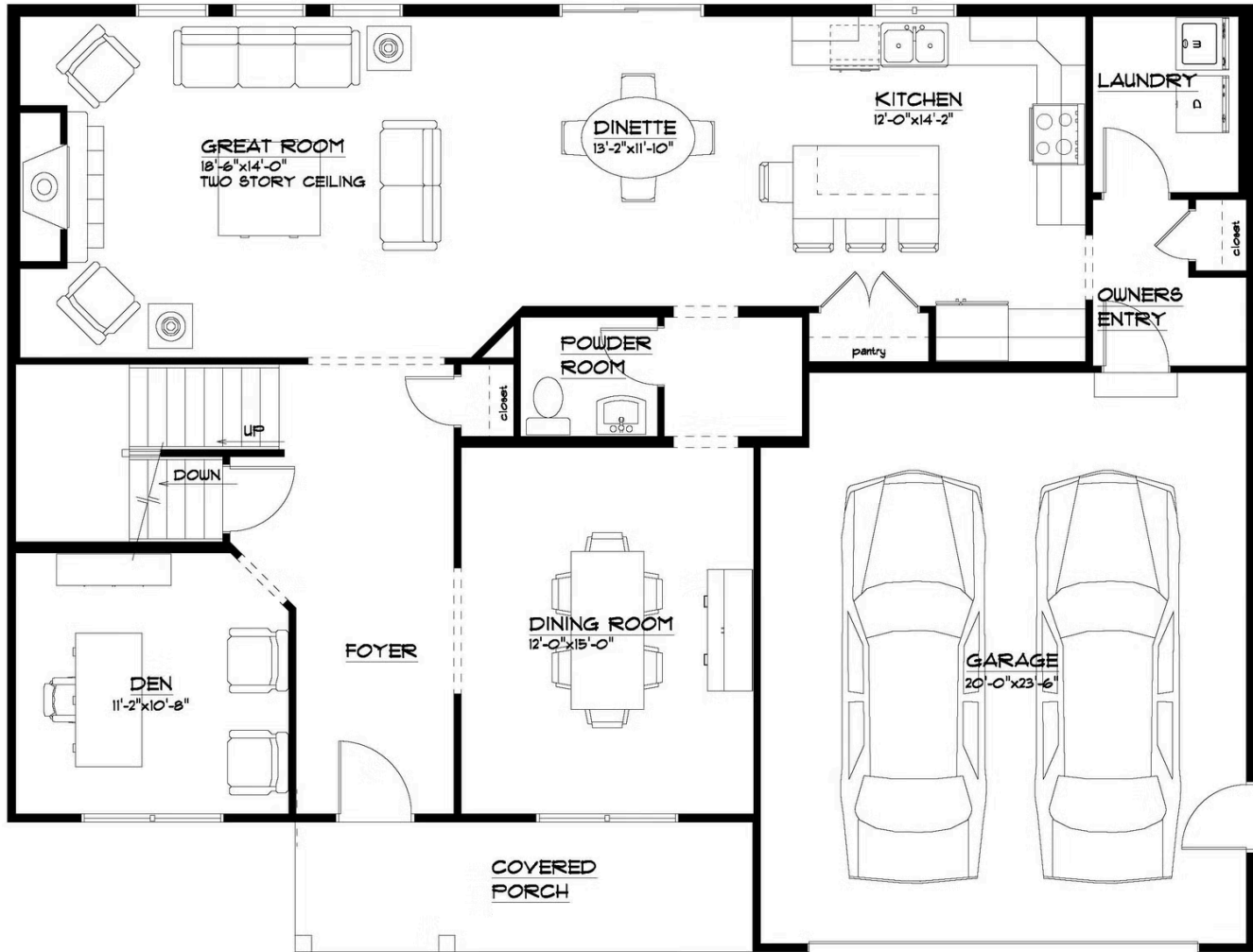
Step beyond the foyer's spaces and into the main living area. The great room lives up to its name, with great, big space and a fireplace that pulls it together. The 2- story great room adds a second level of height to the grandeur of the room.

On the opposite end of the main living area, which stretches the width of the home, the kitchen is a tempting combination of appetizing eye appeal and plentiful work and storage space, including a large, double-door pantry. You'll appreciate having an oversized center island for prep, serving, and clean-up. The breakfast bar comfortably seats 4 people when casual dining is more to your taste.

The Cambridge's 4 bedrooms are located on the second level. Each one is wrapped with solitude that comes from smartly designing the entries as far apart as possible from the neighboring bedroom—with the exception of

All square footage is approximate. Renderings are artist's conceptions and may vary slightly from the actual home. Homes may be built in reverse of plans shown, depending on site conditions. Minor architectural changes may be made occasionally at the option of the builder. Please contact your Sales Consultant for details.

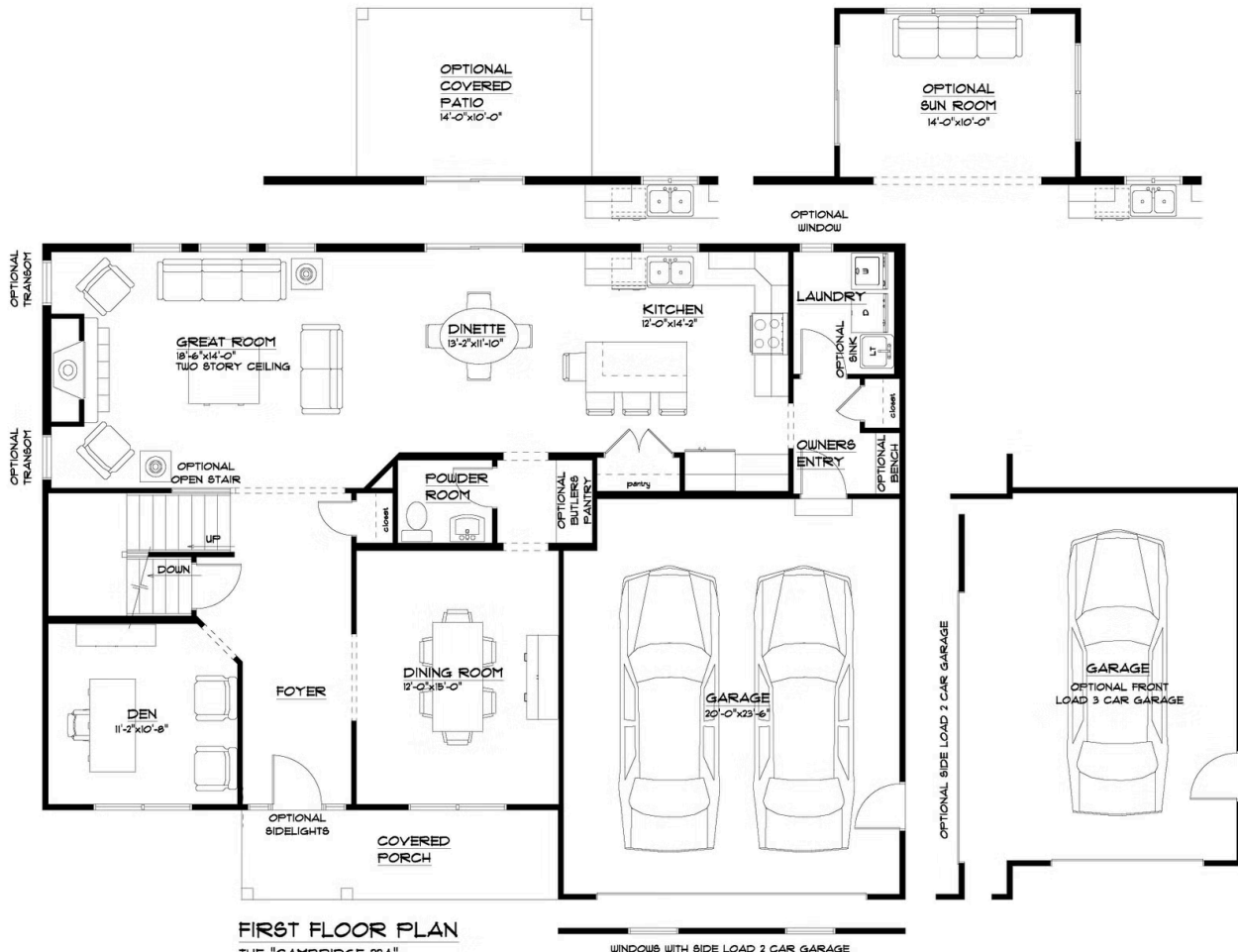
## First Floor



### FIRST FLOOR PLAN

THE "CAMBRIDGE 22A"  
7/8/2022  
LIVING AREA: 1358 S.F.  
OVERALL DIMENSIONS:  
51'-4" x 39'-0"

## First Floor Options

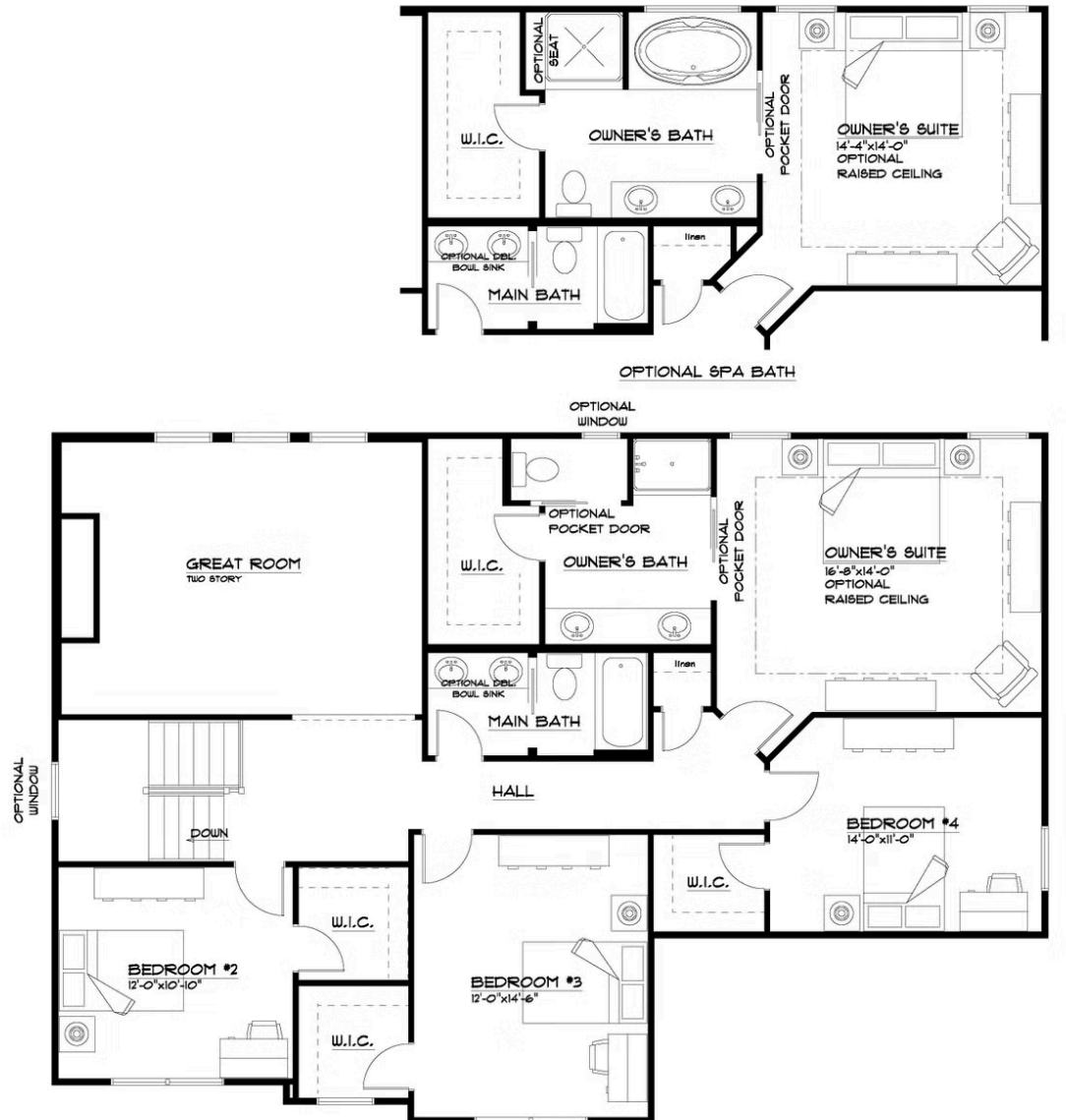


### FIRST FLOOR PLAN

THE "CAMBRIDGE 22A"  
T/8/2022  
LIVING AREA: 1350 S.F.  
OVERALL DIMENSIONS:  
51'-4" x 35'-0"

WINDOWS WITH SIDE LOAD 2 CAR GARAGE

## Second Floor



### SECOND FLOOR PLAN

THE "CAMBRIDGE 22A"  
1/12/2022  
LIVING AREA: 1332 S.F.  
CLERESTORY 274 S.F.  
TOTAL AREA 1606 S.F.

## Second Floor Options