







Priced From
\$731,900

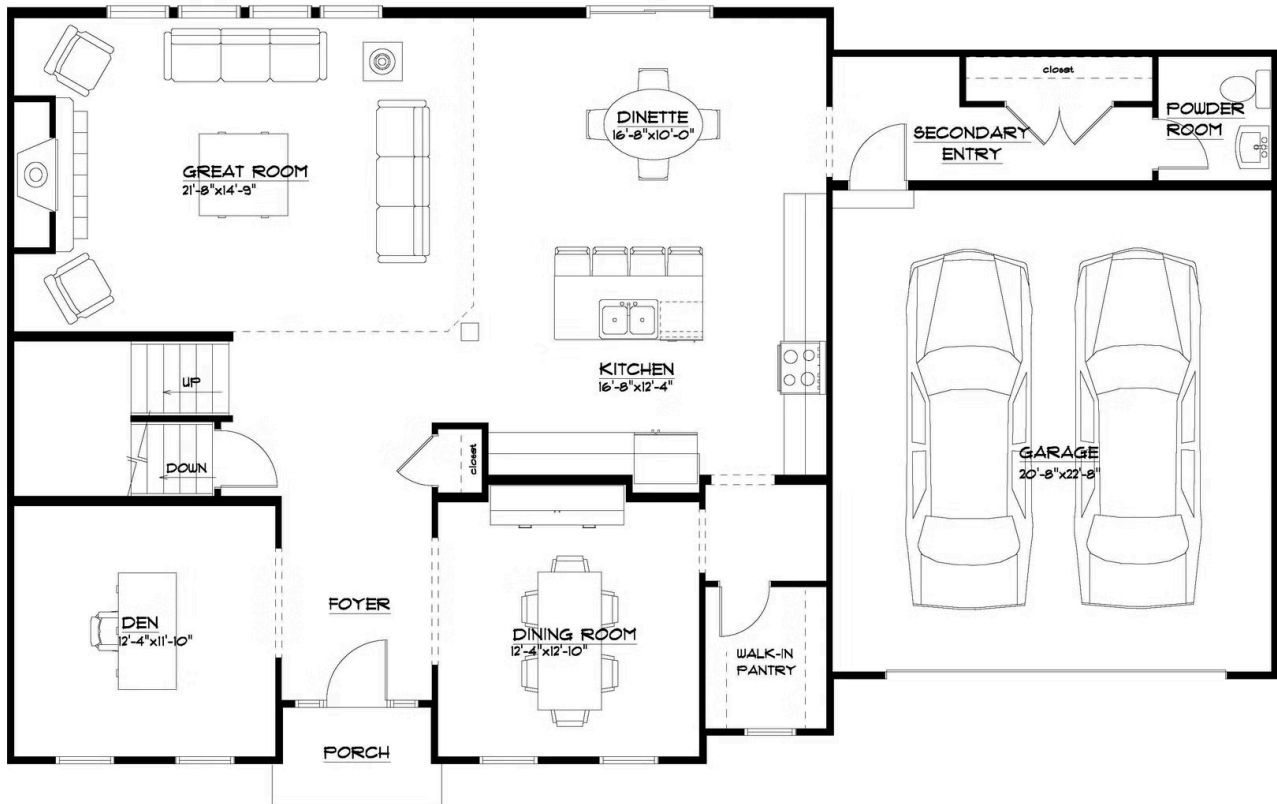
5 Elevations Available

-  3,164+ Sq. Ft.
-  4 Bedrooms
-  2.5 - 3.5 Bathrooms
-  2 Car Garage

Coming home to The Newport is a steady reminder of the good things in your life. The classic lines have timeless beauty while architectural details give the home's exterior a fresh perspective. Whether coming in through the spacious foyer or the convenient entry from the garage, you feel the difference in this home. With roughly 3,200 square feet spread over two levels, there's an openness that says "grandeur", blended with your chosen finishes—colors, fixtures, flooring and countertops—that make it uniquely yours. The kitchen serves up plenty of workspace, including a center island. When you're ready to serve the meal in your formal dining room, it's a few steps away, next to your walk-in pantry. On those days when you prefer more casual dining, your kitchen is part of a large open floor plan, with sight lines that span the full width of your home. The second floor's 4 bedrooms—including the primary suite—are designed with enough space in between the rooms to maximize your privacy. The en suite primary bath has all the spa-like comforts you deserve: soaking tub, separate step-in shower, and dual vanities. The Newport is your reward for making the right choices in your life!

* Photos, renderings and interactive content may depict some optional or no longer available features.

First Floor



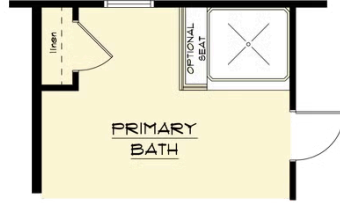
FIRST FLOOR PLAN

THE "NEWPORT 24A"

4/5/2024

LIVING AREA: 1502 S.F.

Second Floor Options



OPTIONAL PRIMARY BATH WITH EXPANDED SHOWER



SECOND FLOOR PLAN

THE "NEWPORT 24A"
10/23/2024
LIVING AREA: 1662 S.F.